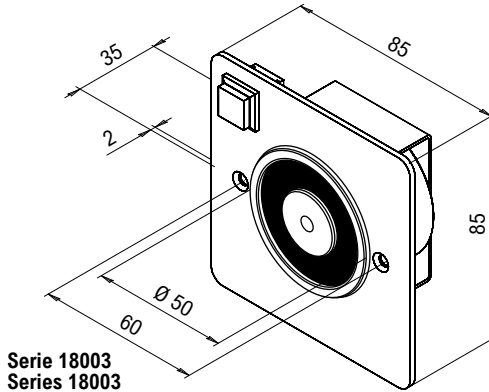



ISTRUZIONI DI MONTAGGIO PER ELETTROMAGNETI DI TRATTENUTA INSTALLATION INSTRUCTION FOR MAGNETIC DOOR HOLDER

L'elettromagnete per porte tagliafuoco è dotato di marcatura **CE** secondo le norme di conformità Europea UNI EN-50081-1, UNI EN-50082-1 e UNI EN-1155

The door holder for fire proof doors is labelled **CE** according to the European standard UNI EN-50081-1, UNI EN-50082-1 e UNI EN-1155



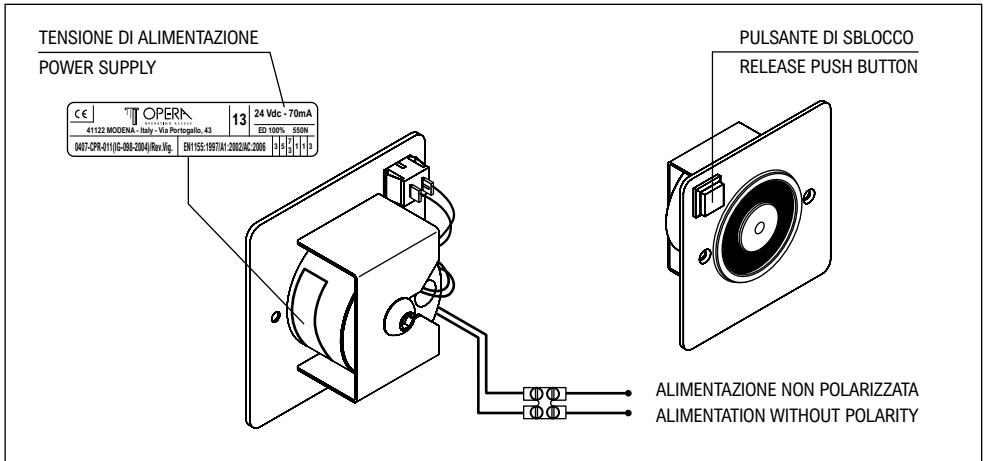
QUESTO PRODOTTO NON CONTIENE SOSTANZE PERICOLOSE
THIS ITEM DOESN'T CONTAIN DANGEROUS SUBSTANCES



CARATTERISTICHE TECNICHE TECHNICAL INFORMATION

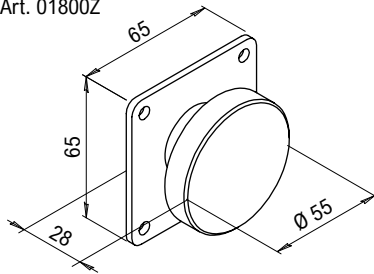
VERSIONE	TENSIONE DI ALIMENTAZIONE	CORRENTE ASSORBITA	FORZA TRAZIONE	MOV ANTIDISTURBO	ESTRATTORE ANTIMAGNETISMO
VERSION	POWER SUPPLY	POWER CONSUMPTION	HOLDING FORCE	NOISE SUPPRESSOR	PUSH BACK SPRING
Art. 18003	24 Vdc	70 mA	55 Kg.	SI / YES	SI / YES
Art. + LV	12 Vdc	140 mA			
Art. + HV	48 Vdc	35 mA			
Art. + ALV	12 Vac	150 mA			
Art. + AC	24 Vac	150 mA			

COLLEGAMENTI WIRING

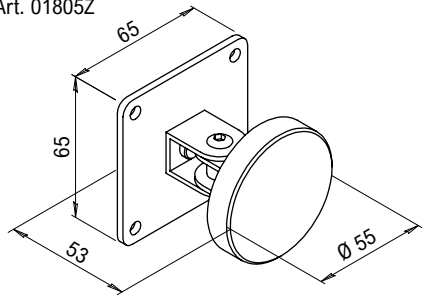


CONTROPIASTRE ABBINABILI SUITABLE ARMATURE PLATES

Art. 01800Z



Art. 01805Z



SCATOLA ABBINABILE PER APPLICAZIONE A PARETE SUITABLE BACK BOX FOR WALL MOUNTING

Art. 01780

