

MAXIMA



Art.

Euro

**Motorised lock**

Mechanical opening with European type cylinder (cylinder with internal knob not usable)

Striking plate in stainless steel (mm): 440 x 30 x 3

Armature plate in stainless steel with anti-rebound ball-catch (stroke adjustable at exit to 15 mm.) : 216 x 30 x 3 mm.

Swinging deadbolt in hardened anti-cutting steel (mm)

35 x 14 x extension 40

Lock body dimensions on page 98

Deadbolt mechanical block in closed position

Magnetic sensor with N.O. contact for verification of the door position to be inserted on the door frame.

Magnet and sensor adjustable in extension up to 25 mm

Output cable to the motor unit with rapid plug-in connector

Operating voltage : 12 Vdc from control electronics

Maximum current consumption 4 A peak with electronic control limiter

Maximum activation time: 0.15 seconds

Opto-electronic bolt position control

25500 20

Backset (mm): 20

25500 25

Backset (mm): 25

25500 30

Backset (mm): 30

25500 35

Backset (mm): 35

25500 50

Backset (mm): 50

Use: high security solenoid lock for single hinged doors or interlocking systems. Management by control electronics Art. 54250 and 54255.

**Motorised lock**

Mechanical opening with European type cylinder (cylinder with internal knob not usable)

Mechanical and electronic characteristics are the same as the previous article except:

Swinging hook deadbolt in hardened anti-cutting steel (mm) 35 x 14 x extension 40

25511 20

Backset (mm): 20

25511 25

Backset (mm): 25

25511 30

Backset (mm): 30

25511 35

Backset (mm): 35

25511 50

Backset (mm): 50

Use: high security solenoid lock for single sliding doors or interlocking systems. Management by control electronics Art. 54250 and 54255



04925

Motor unit (Spare part)

Use: spare motor unit for motorised locks article 25500 and 25511

News

02250L

Tamper defender

Matt chromium plated body in hardened steel

Rotor in hardened steel

Dimensions (mm): 90 x 30 x 15

Fixing with through bolt holes from the inside of the door

Usable with cylinders which protrude up to 4 mm.

Use: tamper defender for security cylinders

Can be used with all cylinders mounted on Maxima electromechanical locks



Art.

Euro

54250

Electronic control unit

For management of one door

Box in grey ABS, dimensions (mm) 240 x 150 x 48
 Operating voltage : 10-12 Vac / 65 V.A. , 12 Vdc / 3 A
 Absorbed current : 100 mA in stand-by / 4 A at peak of electromechanical lock
 Ready for interlocking connection of 2 or more doors

Inputs with N.O. contacts for:

- Opening
- Block or Metal Detector
- Emergency
- Bolt position (opto-electronic)
- Door position


Outputs:

- Double switching relay C./N.O./N.C for deadbolt status signalling and for connection to indicator lamps
- Fault Alarm Open Collector Contact

Possibility of connection in cascade to interlock several doors with each other (to be connected one for each door to be controlled)

- Automatic relocking after 0.5 seconds (selectable at 1 second) upon approach of the door
- Automatic relocking after 6 seconds (selectable at 13 seconds) if the door is not opened
- Automatic repetition of the command received if not executed in opening with 4 consecutive attempts
- Automatic repetition of the command received if not executed in closing with 4 consecutive attempts
- Electronic control and protection of non-executed command

Use: electronic control unit for timed and/or interlocking management of electromechanical locks Maxima series 25500 and 25511



54255

Electronic control unit

For management of two doors

Box in wall mount ABS, dimensions (mm) 300 x 225 x 130
 Operating voltage : 230 Vac (internal transformer)
 Same electrical and operational characteristics as item 54250 but for management of 2 doors in interlocking configuration

Use: electronic control unit for timed and/or interlocking management of electromechanical locks Maxima series 25500 and 25511



05425

Key opening relay module

Electronic circuit dimensions (mm) 60 x 38 x 12 to insert inside the box of Art. 54250 and 54255

Operating Voltage: from electronic control unit item 54250 or 54255
 Output: C. / N.O. relay contact

Use: relay circuit for signalling opening of the electromechanical lock Maxima series 25500 and 25511 by means of key



05426

Multi-pole cable

Multi-pole cable 2 x 1 sq mm. + 8 x 0.22 with the same colouring as the cable on the electromechanical lock motor unit
 Per meter

Use: cable for systems with electromechanical lock Maxima series 25500 and 25511

News



Art.

Euro

26008 35

Motorised lock

Mechanical opening with European type cylinder (cylinder with internal knob not usable)

Handle frame (mm) 8 - 9

Striking plate in stainless steel (mm): 440 x 25 x 3

Armature plate in stainless steel (mm): 440 x 25 x 3

Latch in steel dimensions (mm) 32 x 12 x extension 10

Latch not reversible (indicate the opening hand – see drawing below)

Deadbolt in hardened anti-cutting steel (mm) 35 x 8 x extension 20

Lock body dimensions (mm): 350 x 50 x 20.5

Mechanical relocking upon approach of the door

Deadbolt mechanical block in closed position

Magnetic sensor with N.O. contact for verification of the door position

Output cable to the motor unit with rapid plug-in connector

Operating voltage : 12 Vdc from control electronics

Current absorbed with electronic control limiter

Maximum activation time: 3 seconds

Opto-electronic bolt position control

C./N.O./N.C micro-switch for signalling the deadbolt position

C./N.O./N.C micro-switch for signalling the Monitored latch position

C./N.O./N.C micro-switch for signalling opening with key

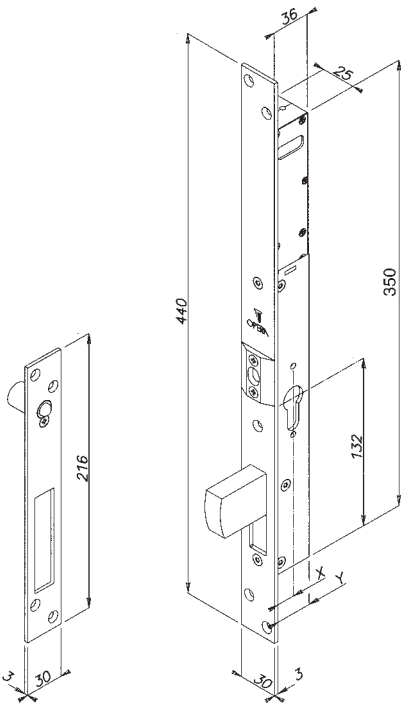
Contact for door open/closed signalling

Backset (mm) : 35

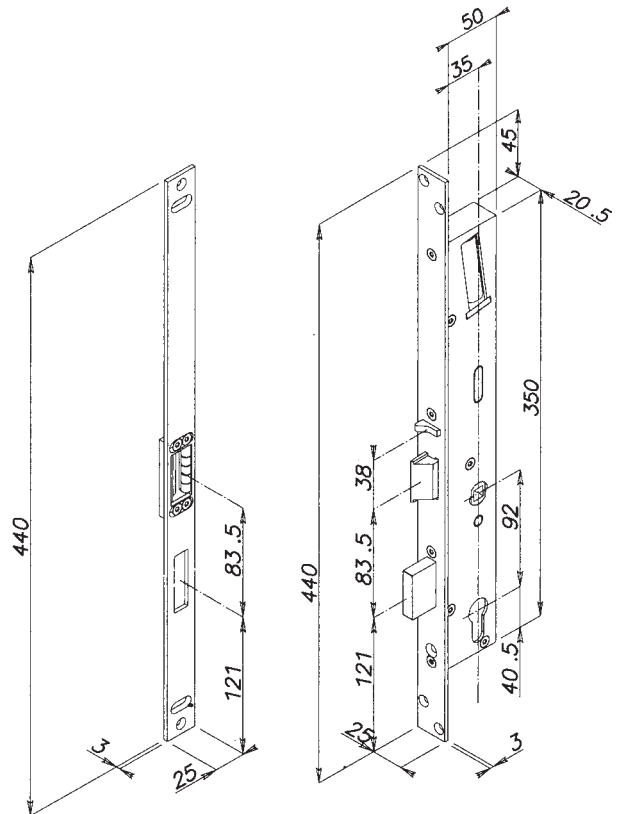
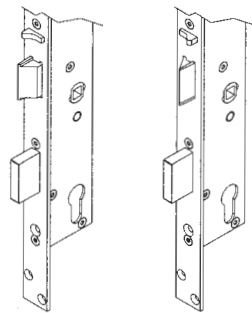
Use: high security motorised lock for single hinged doors

25500 Series

26008 Series



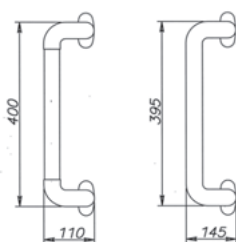
How to specify hand
RG LF



BACKSET	X	Y
E. 20	17	33
E. 25	22	38
E. 30	27	43
E. 35	32	48
E. 50	47	63

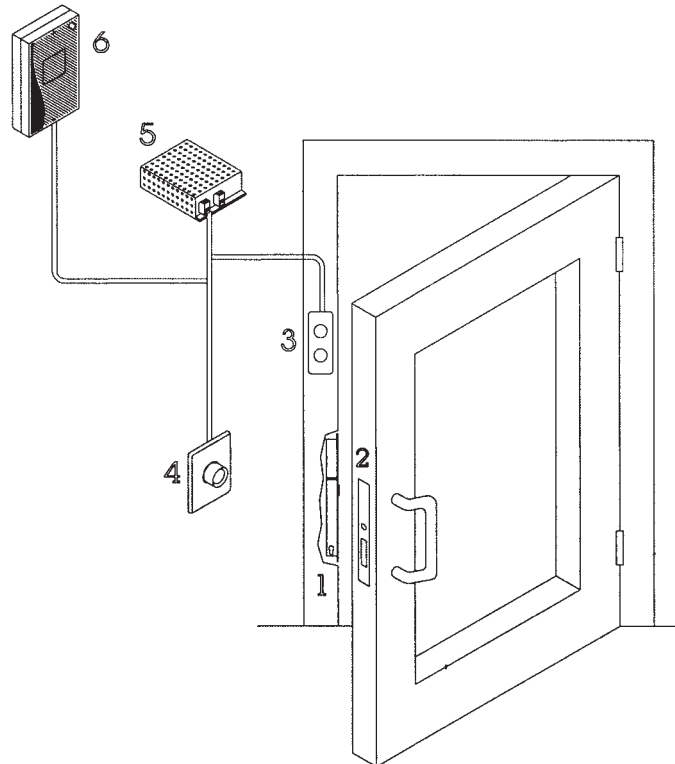
	Art.		Euro
	03510	<p>Vertical Handle Vertical handle with elbows in plastic and central tube in silver anodized aluminium 300 mm. (longer lengths available on request) Elbow with 4 through wires ready for connection to sensitive board Art. 53500 On request: dark brown, black or painted red, yellow, green tube</p>	
	03520	<p>Horizontal Handle Horizontal handle with elbows in plastic and central tube in silver anodized aluminium 300 mm. (longer lengths available on request) Elbow with 4 through wires ready for connection to sensitive board Art. 53500 On request: dark brown, black or painted red, yellow, green tube</p>	
	03515	<p>Vertical Handle Vertical handle entirely in black painted aluminium 395 mm. ready for connection to sensitive board Art. 53501 On request: painted red or yellow</p>	
	03525	<p>Horizontal Handle Horizontal handle entirely in black painted aluminium 395 mm. ready for connection to sensitive board Art. 53501 On request: painted red or yellow</p>	
	53500	<p>Sensitive board Sensitive board with contact plate for insertion inside tube for handles Art. 03510 and 03520 Dimensions (mm): 120 x 15 x 17 Operating voltage : 12 - 24 Vdc Absorbed current : 10 mA in stand-by / 50 mA with relay activated Relay in switching: 2 A @ 24 Vdc / 1 A @ 120 Vac Sensitivity adjustment trimmer Indicator LED of sensitivity calibration Stable output contact with relay C./N.O./N.C Note: the sensitivity board is not suitable for operation with Prima and Classica series solenoid locks.</p>	
	53501	<p>Sensitive board with front plate Sensitive board ready for connection to handles Art. 03515 and 03525 Same electrical characteristics as Art. 53500 Front plate in anodized aluminium for insertion in the door profile Front plate dimensions (mm): 200 x 25 x 2 Dimensions (mm): 120 x 15 x 17 Hole for sensitivity adjustment trimmer Hole for sensitivity calibration indicator LED Note: the sensitivity board is not suitable for operation with Prima and Classica series solenoid locks.</p>	

Art. 03510



Art. 03515

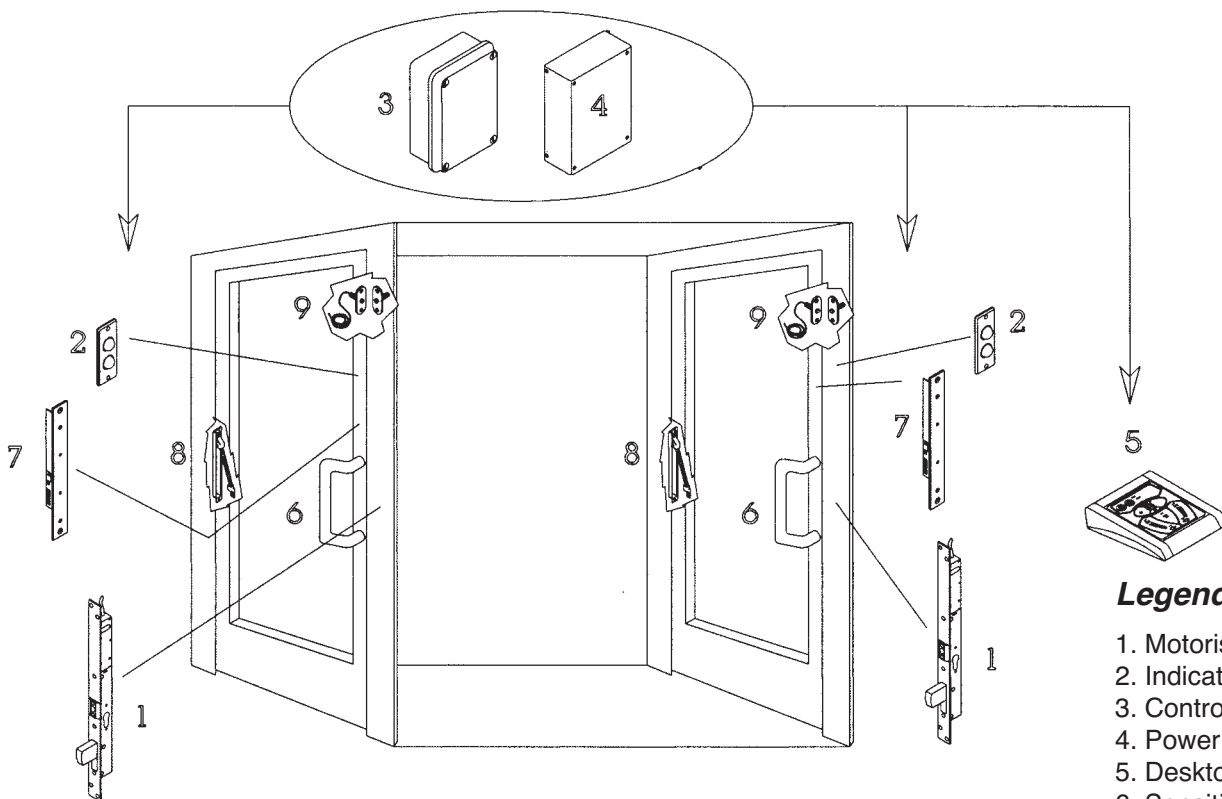
Locking system with Maxima lock



Legenda

1. Motorised lock
2. Striking plate
3. Indicator lamp
4. Push button
5. Power supply
6. Control unit

Interlocking system with Maxima locks



Legenda

1. Motorised locks
2. Indicator lamps
3. Control unit
4. Power supply
5. Desktop console
6. Sensitive handles
7. Sensitive cards
8. Lead covers
9. Magnetic sensors